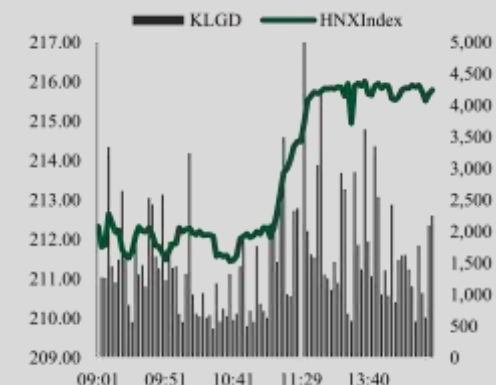
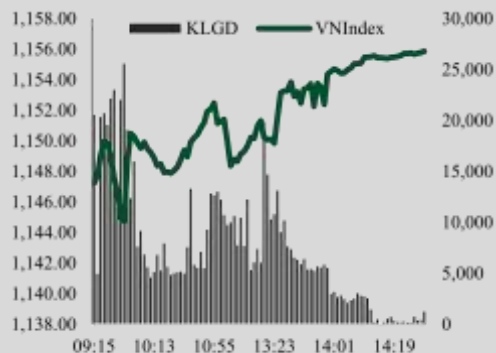


## MARKET SNAPSHOT

Continuing the upward trend, VN Index had the 5<sup>th</sup> consecutive gaining session, surpassing 1,150 points with the cash flow still flowing strongly into the stock market.

Market Stat	HSX	HNX
Index	1,156.49	216.23
+/- (%)	1.16%	2.15%
Volume (share)	763,739,596	169,391,056
Value (VNDmln)	17,022.33	2,789.23
Advancers	302	132
Unchanged	53	54
Decliners	142	70

Derivative product	Index	Change
VN30F1M	1,148.90	23.90
VN30F2M	1,149.50	23.20
VN30F1Q	1,145.50	18.50
VN30F2Q	1,153.00	24.50



## VN-INDEX SURPASSED 1,150 WITH STRONG CASH FLOWS

- Continuing the upward trend, VN Index had the 5<sup>th</sup> consecutive gaining session, surpassing 1,150 points with the cash flow still flowing strongly into the stock market.
- The Dow Jones index recorded an increase of more than 1.40% yesterday and set a new peak, having a positive impact on stock markets in Asia and the Vietnamese market was not an exception. Accordingly, VN Index opened with a positive gain with the upward momentum covering many large-cap stocks (VHM, GAS, MSN ...) and Banking group (VCB, BID, ...), and thanks to that, the index easily moved closer to 1,150. However, the pressure of profit taking at high prices when the index was close to 1,150 points narrowed the gaining trend and the index, in general, only moved sideways around this level in the second half of the morning session. In the afternoon session, the demand continued to increase strongly and the large-cap stocks also extended the gain, typically MSN, VNM, TCB, GAS, ... Accordingly, VN Index closed with an increase of 13.28 points (+1.16%) and reached 1,156.49, which is also the highest level for the whole session today, while the HNX Index stopped at 216.23 (+ 2.15%). Liquidity remained at a high level with the total trading value on all three exchanges reaching about VND 20,000 billion.
- In the context of the complicated Covid-19 epidemic in the world, the positive performance of VN Index in the first sessions of the year is much better than many other stock indices in the world. However, the 1,150 points area is still quite "unstable" and the index still has potential for a downward correction to retest the support levels around 1,150 points and maybe even 1,100 points, although we do not expect that there are any downward movements with too fast and strong pace.

### Recommendation

- However, investors should also pay attention when disbursing and carefully consider the fundamentals of stocks as well as long-term business prospects in the context of "new normal", and should not abuse leverage in this period to avoid the risk that the market will "overreact" if the index suddenly appears a careful downward correction in the next few sessions.
- *Top 10 companies with net profit growth in Q3.2020 compared to the same period last year can be found in the Market statistics section of this report.*

### Market outlook

<u>Short term</u>	<u>Medium term</u>	<u>Long term</u>
NEUTRAL	NEUTRAL	POSITIVE

## Market highlights

- Vietnam has become the largest market for MSCI Frontier basket with a proportion of more than 30%. As at December 31<sup>st</sup>, 2020, the proportion of Vietnamese stocks in the MSCI Frontier Markets Index basket increased to 30.64% and became the largest market in the frontier basket of MSCI.
- The US Congress officially confirmed Joe Biden as the 46<sup>th</sup> constitutional president. On the morning of January 07<sup>th</sup> (in the afternoon of January 07<sup>th</sup>, Vietnam time), at the special joint session of the bicameral, the US Congress confirmed that Joe Biden is the winner of the November 2020 presidential election and will become the 46<sup>th</sup> constitutional president of the United States. Previously, on December 14<sup>th</sup>, 2020, the electoral college voted to confirm Joe Biden defeated current President Donald Trump in the race to enter the White House. According to the results of the Electoral College votes, Joe Biden won with 306 electoral votes, while President Donald Trump won 232 electoral votes.

**TECHNICAL VIEW**

**VN Index**



VN Index maintained a fairly positive recovering trend after testing 1,050, showing that this is a relatively "hard" supportive level in the short term. However, the index is still sustaining above the 20-day MA, showing that the mid-term rally might still continue. Besides, the RSI indicator is still moving sideways in the overbought zone, showing that the market has not had a clear trend. Therefore, we are inclined to the scenario that the index will recover this week. Resistance is at 1,160 – 1,165, support is at 1,045 – 1,050.

**Daily highlights**

	<b>TICKER</b>	<b>ENTRY PRICE</b>	<b>COMMENTS</b>
1	NVL	71.30	Breakouts with extraordinary liquidity Stop loss: 69.20 Take profit: 82.00



## MARKET STATISTICS

### TOP 5 MOVE INDEX UP STOCKS

#### HOSE

Ticker	Price	% Change	Index	Volume
VCB	107,000	1.90	1.997	889,000
TCB	34,600	4.22	1.321	16.39MLN
NVL	71,300	6.90	1.221	8.66MLN
GAS	92,700	2.54	1.185	1.45MLN
MSN	92,000	4.19	1.170	3.03MLN

### TOP 5 MOVE INDEX DOWN STOCKS

#### HOSE

Ticker	Price	% Change	Index	Volume
GVR	28,300	-1.57	-0.485	6.32MLN
BCM	44,000	-1.35	-0.167	86,300
EIB	20,100	-1.95	-0.133	475,500
SAB	197,800	-0.35	-0.121	129,900
VIB	35,000	-0.99	-0.105	1.04MLN

#### HNX

Ticker	Price	% Change	Index	Volume
SHB	19,200	7.87	3.311	43.45MLN
PVS	20,100	5.24	0.402	13.28MLN
SHN	8,800	10.00	0.157	176,700
SHS	26,700	1.52	0.133	3.54MLN
MBS	20,900	10.00	0.105	3.12MLN

#### HNX

Ticker	Price	% Change	Index	Volume
CEO	12,300	-9.56	-0.338	11.02MLN
DNP	18,000	-8.16	-0.162	2,300
NVB	11,100	-0.89	-0.066	4.46MLN
AAV	13,100	-9.66	-0.038	1.58MLN
CAG	69,500	-9.97	-0.036	400

### TOP 5 GAINING STOCKS WITH EXTRAORDINARY VOLUME INCREASE

#### HOSE

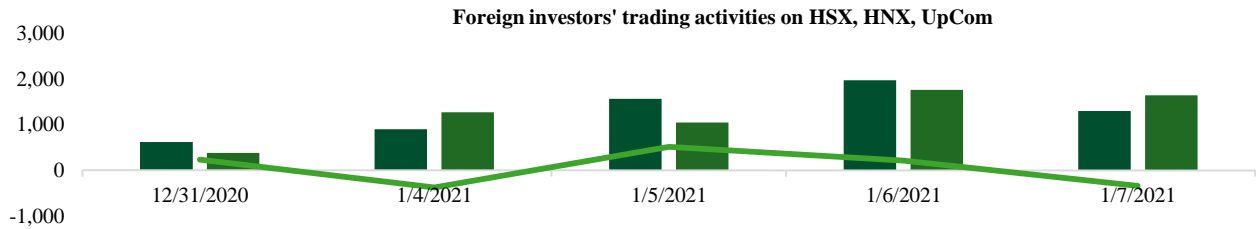
Ticker	Market Cap	Price	Volume	% Change
TTB	330.69	6,420	3,410,000	7.00
THG	888.60	61,200	52,400	6.99
FIT	4,483.25	17,600	12,995,300	6.99
HUB	452.61	23,750	113,600	6.98
LDG	2,018.54	8,430	19,301,600	6.98

#### HNX

Ticker	Market Cap	Price	Volume	% Change
APS	214.50	5,500	1,047,500	10.00
VNR	2,936.10	22,400	274,800	9.80
UNI	156.22	10,200	134,400	9.68
TDT	273.34	19,600	653,420	9.50
CVN	135.13	11,700	329,020	9.35

### TOP 10 COMPANIES WITH HIGH PROFIT AFTER TAX GROWTH (YOY)

	Ticker	Price (x1000 VND)	Volume (shares)	NPAT Q3.2019 (VND bn)	NPAT Q3.2020 (VND bn)	% change NPAT (yoy)
1	DBC	58.00	2,294,000	19.38	386.81	1895.60%
2	DCM	14.05	3,261,200	8.91	102.41	1049.60%
3	NVL	71.30	8,664,500	286.55	2,120.53	640.02%
4	HSG	24.10	7,869,000	91.94	450.03	389.47%
5	VCG	47.35	413,600	252.68	1,037.75	310.69%
6	GTN	28.15	3,223,500	22.41	87.16	288.88%
7	VPI	33.65	1,547,500	22.05	68.15	209.11%
8	DPM	19.10	3,685,800	61.87	182.57	195.06%
9	SBT	21.25	3,081,100	35.58	103.84	191.85%
10	PDR	51.60	3,148,200	160.54	438.93	173.40%



### TOP 5 STOCKS NET BOUGHT BY FOREIGN INVESTORS

#### HOSE

Ticker	Price	Buying value (VND)	Selling value (VND)	Net value (VND)
VRE	33,900	153,735.17	71,040.82	82,694.36
MBB	25,900	87,919.23	18,399.19	69,520.05
HDB	26,800	73,422.10	6,308.04	67,114.06
NVL	71,300	45,851.56	202.78	45,648.78
FUEVFNVD	18,100	40,727.21	3,138.88	37,588.32

#### HNX

Ticker	Price	Buying value (VND)	Selling value (VND)	Net value (VND)
SHS	26,500	3,908.56	2,702.98	1,205.58
LHC	67,900	847.82	-	847.82
EID	16,400	392.82	18.37	374.45
SZB	34,500	362.25	-	362.25
TNG	16,800	360.65	-	360.65

#### UPCOM

Ticker	Price	Buying value (VND)	Selling value (VND)	Net value (VND)
LTG	28,500	2,824.80	-	2,824.80
VRG	27,500	1,297.00	-	1,297.00
CTR	75,900	982.10	7.49	974.61
NTC	287,000	679.80	-	679.80
MCH	93,500	669.60	-	669.60

### TOP 5 STOCKS NET SOLD BY FOREIGN INVESTORS

#### HOSE

Ticker	Price	Buying value (VND)	Selling value (VND)	Net value (VND)
HPG	42,800	175,093.06	428,166.56	253,073.50
VCI	61,400	1,210.05	89,683.52	88,473.47
SSI	34,400	15,055.20	79,058.76	64,003.56
VND	30,000	2,888.63	58,241.16	55,352.53
VHM	94,800	83,692.64	128,217.29	44,524.65

#### HNX

Ticker	Price	Buying value (VND)	Selling value (VND)	Net value (VND)
BVS	24,300	128.25	10,407.97	10,279.72
VCS	85,600	179.34	10,396.31	10,216.97
APS	5,500	-	1,650.00	1,650.00
PVS	19,900	412.69	1,685.27	1,272.58
PPS	8,700	-	726.52	726.52

#### UPCOM

Ticker	Price	Buying value (VND)	Selling value (VND)	Net value (VND)
VTP	107,000	7,708.77	17,886.23	10,177.46
VEA	46,800	290.93	9,943.20	9,652.27
TCW	28,800	-	1,791.60	1,791.60
ACV	81,200	2,215.56	3,748.09	1,532.53
QNS	40,300	-	1,247.64	1,247.64

## DISCLAIMER

This report is designed to provide updated information on the fixed-income, including bonds, interest rates, some other related. The VCBS analysts exert their best efforts to obtain the most accurate and timely information available from various sources, including information pertaining to market prices, yields and rates. All information stated in the report has been collected and assessed as carefully as possible.

It must be stressed that all opinions, judgments, estimations and projections in this report represent independent views of the analyst at the date of publication. Therefore, this report should be best considered a reference and indicative only. It is not an offer or advice to buy or sell or any actions related to any assets. VCBS and/or Departments of VCBS as well as any affiliate of VCBS or affiliate that VCBS belongs to or is related to (hereafter, VCBS), provide no warranty or undertaking of any kind in respect to the information and materials found on, or linked to the report and no obligation to update the information after the report was released. VCBS does not bear any responsibility for the accuracy of the material posted or the information contained therein, or for any consequences arising from its use, and does not invite or accept reliance being placed on any materials or information so provided.

This report may not be copied, reproduced, published or redistributed for any purpose without the written permission of an authorized representative of VCBS. Please cite sources when quoting. Copyright 2012 Vietcombank Securities Company. All rights reserved.

## CONTACT INFORMATION

**Tran Minh Hoang**

Head of Research

[tmhoang@vcbs.com.vn](mailto:tmhoang@vcbs.com.vn)

**Nguyen Hoang Minh**

Market strategist

[nhminh@vcbs.com.vn](mailto:nhminh@vcbs.com.vn)

**Mai Ngoc Kha**

Head of Customer Development Department

[mnkha@vcbs.com.vn](mailto:mnkha@vcbs.com.vn)

**Hoang Tung Vu**

Market analyst

[htvu@vcbs.com.vn](mailto:htvu@vcbs.com.vn)