

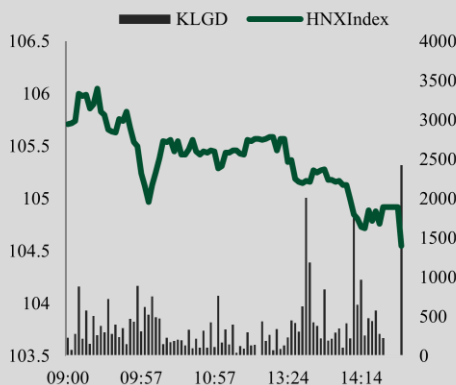
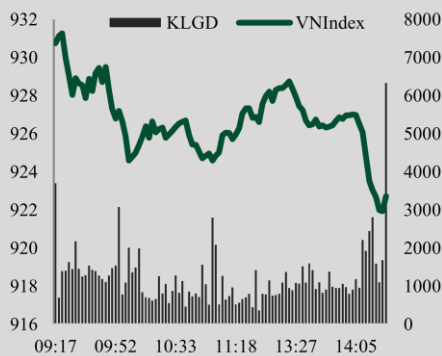
## VCBS COMMENTARY

### MARKET SNAPSHOT

- The strong profit taking pressure appeared at the end of the session in some large - cap stocks, causing VN-Index to drop slightly.

Market highlight	HSX	HNX
<b>Index</b>	922.05	104.55
<b>+/- (%)</b>	-0.38%	-0.94%
<b>Volume (share)</b>	139,120,594	36,827,200
<b>Value (VNDmln)</b>	3,102	504
<b>Advancers</b>	142	78
<b>Unchanged</b>	65	49
<b>Decliners</b>	139	60

Derivative product		Change
VN30F1811	894.0	-5.0
VN30F1812	895.0	-2.2
VN30F1903	896.0	-3.9
VN30F1906	895.5	-5.4



- **The Vietnamese stock market opened the day bullish in the context of major stock markets in the world were positive.** However, the strong profit taking pressure appeared at the end of the session in some large - cap stocks, causing VN-Index to drop slightly.
- VN Index opened the day bullish with an increase of about 5 points under the lead of the largest capitalization stocks, with the biggest contribution of GAS and VHM together with the banking sector. However, the index failed to keep the upward momentum in the afternoon session under pressure of profit taking in many banking stocks and oil and gas. Besides this, the noticeable point in today session was positive net buying of foreigners with the focus of some stocks such as SSI, GMD, MSN, etc. Closing the day, VN – Index reached 922.05 points (-0.38%), while HNX – Index reached 104.55 points (-0.94%).
- **In this period, the market is lacking supportive information leading to lower market liquidity.** Accordingly, prices of the bluechips as well as VN-Index are tending to re - test supportive thresholds. Therefore, we think that the main trend in the coming time is likely to remain sideways with liquidity not high. In this context, we recommend investors to continue to follow the market and wait for more signals of changes in cash flow to ensure the emergence of the new movements before making any investment decisions.

### Market highlights

- **China is still willing to negotiate trade with the United States.** Chinese Vice President Wang Qishan has insisted Beijing is ready to discuss a trade solution with the United States in the context of Xi and Trump will have a meeting in Argentina.
- **SCB announced 9 months profit reached 95% of the plan.** According to Saigon Commercial Joint Stock Bank (SCB) 's consolidated financial statement for Q3.2018, EBT for the first 9 months was VND 122 billion, up by 12% yoy and fulfilling 95% of the full year target. Net interest income of SCB in the first 9 months reached nearly VND 3,468 trillion, 2.2 times higher than the same period last year. According to the report, the business results in the first 9 months of this year saw positively growth over the same period.
- **Petrol price has dropped by VND 1,000 per litre from 3pm this afternoon.** From 3pm on 06<sup>th</sup> November, E5 gasoline's price decreased VND 1,082 per litre, RON 95 gasoline also decreased by VND 1,138 per litre. Meanwhile, 0.05S diesel decreased by VND67 per litre; Oil prices remained stable; Mazut 180CST 3.5S's price remained stable.

**TECHNICAL VIEW**

**VN Index**



Today VN-Index met the resistance at MA20 so the market has a correction session is not too unexpected. With today's movements, along with a bearish filled candlestick, we inclined to the market scenario that will continue to correct in the next session. The support level is at 913 - 915, the resistance level is at 930 - 935.

**HNX Index**

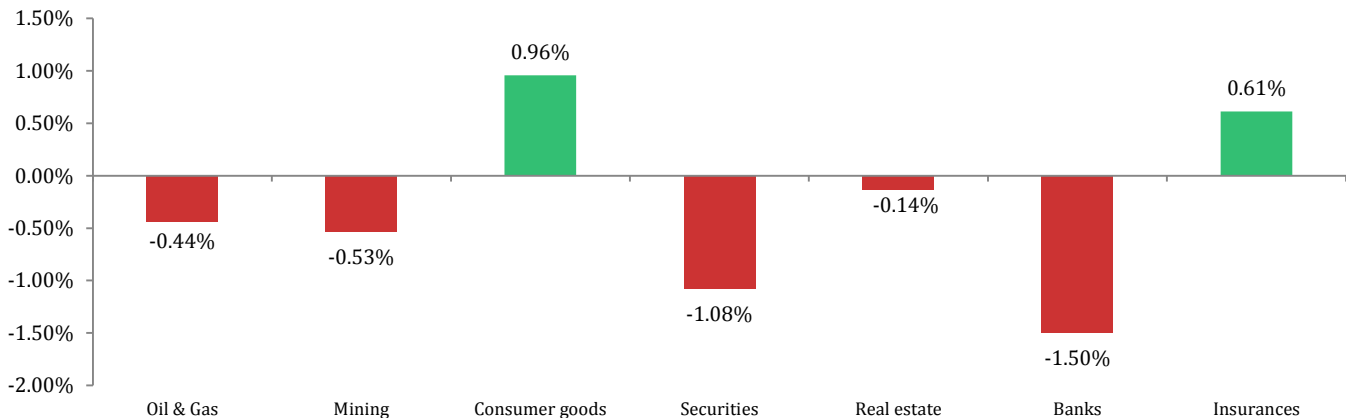


Similarly, HNX-Index also encountered the resistance at the price range near the MA20. Resistance test may take place in the next few sessions. The support level of HNX-Index at 103 - 103.5, the resistance level at 106 - 108.

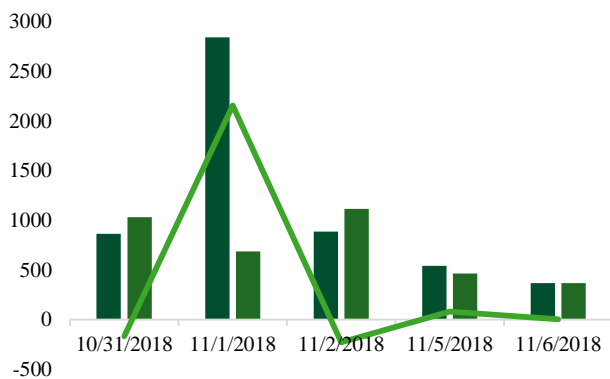
## MARKET STATISTICS

Index	Value	Matching volume (shares)	Put-through volume (shares)	Matching value (VND)	Put-through value (VND)	No. of gainers	No. of declines
<b>VNINDEX</b>	922	120,442,560	16,123,541	2,513,169,430,000	327,257,083,130	142	139
<b>VN30</b>	900	37,075,370	3,067,043	1,304,912,000,000	88,115,000,000	21	31
<b>VNMID</b>	959	42,945,350	4,683,126	617,250,000,000	95,356,000,000	57	52
<b>VNSML</b>	811	21,129,050	6,051,722	250,760,000,000	65,322,000,000	87	72
<b>HNXIndex</b>	105	31,346,680	5,480,520	450,884,494,500	53,797,845,600	78	60
<b>Upcom</b>	52	9,139,463	1,041,233	175,530,121,500	20,431,166,900	73	65

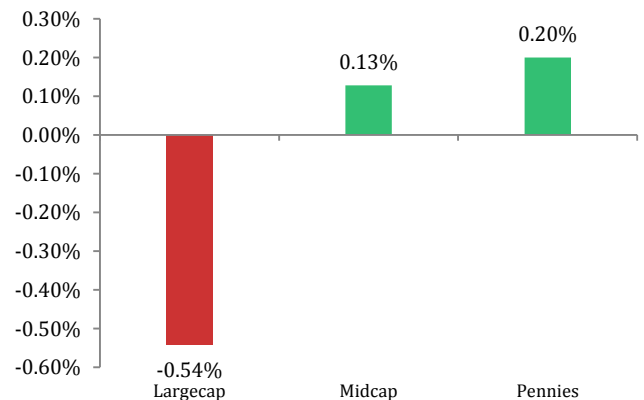
VCBS indexes by sectors



Foreign investors' trading value on HSX, HNX, UpCom



VCBS indexes by capitalization size



## MARKET STATISTICS

### TOP 5 MOVE INDEX UP STOCKS

HOSE				
CP	Giá	% thay đổi	TĐCS	KLGD
VNM	117,700	1.03	0.662	3.20MLN
BVH	93,500	0.65	0.133	88,880
HNG	15,450	3.34	0.122	5.03MLN
TCB	26,950	0.37	0.111	2.35MLN
DHG	85,000	2.41	0.083	507,480
HNX				
CP	Giá	% thay đổi	TĐCS	KLGD
HHC	100,000	9.29	0.079	100
NVB	9,600	2.13	0.059	2.05MLN
VCG	19,000	3.26	0.041	1.65MLN
DBC	28,300	2.54	0.039	59,100
OCH	5,300	8.16	0.037	1,100

### TOP 5 STOCKS NET BOUGHT BY FOREIGN INVESTORS

HOSE				
Ticker	Price	Buying value (VND)	Selling value (VND)	Net value (VND)
MSN	84,000	63,555,067,000	35,195,394,000	28,359,673,000
GMD	27,700	21,114,065,000	-	21,114,065,000
SSI	28,600	26,826,158,000	7,888,253,000	18,937,905,000
VHC	99,000	18,273,448,000	2,110,533,000	16,162,915,000
VRE	30,400	19,225,768,000	11,880,300,000	7,345,468,000
HNX				
Ticker	Price	Buying value (VND)	Selling value (VND)	Net value (VND)
PVS	18,900	3,838,700,000	-	3,838,700,000
SHB	7,600	1,848,000,000	-	1,848,000,000
CEO	12,800	1,112,890,000	12,800,000	1,100,090,000
DHT	40,200	205,500,000	-	205,500,000
VCS	79,000	182,420,000	-	182,420,000

### UPCOM

Ticker	Price	Buying value (VND)	Selling value (VND)	Net value (VND)
ACV	80,500	9,794,890,000	5,750,191,000	4,044,699,000
HVN	32,600	2,000,020,000	-	2,000,020,000
GEG	14,400	706,270,000	-	706,270,000
VEA	35,000	4,037,330,000	3,523,430,000	513,900,000
VGI	18,100	206,560,000	-	206,560,000

### TOP 5 CP TĂNG GIÁ MẠNH NHẤT ĐI CÙNG KHỐI LƯỢNG GIAO DỊCH ĐỘT BIẾN

HOSE				
Ticker	Market cap	Price	Volume	% change
FIR	447	34,400	173,740	7.00
NTL	753	12,350	2,443,260	6.93
DBD	2,187	41,750	205,320	6.91
TVT	477	22,700	60,960	6.82
SJF	931	11,750	834,340	6.82

### TOP 5 MOVE INDEX DOWN STOCKS

HOSE				
Mã	Giá	% thay đổi	TĐCS	KLGD
BID	32,000	-2.44	-0.867	3.67MLN
VCB	55,800	-1.24	-0.798	1.34MLN
MSN	84,000	-1.41	-0.442	1.99MLN
CTG	23,250	-1.06	-0.295	5.39MLN
PLX	60,300	-1.15	-0.287	1.09MLN
HNX				
CP	Giá	% thay đổi	TĐCS	KLGD
ACB	29,400	-2.65	-1.002	2.65MLN
SHB	7,600	-1.30	-0.105	2.94MLN
VGC	16,000	-1.84	-0.062	852,400
PVS	18,900	-1.05	-0.049	4.43MLN
VCS	79,000	-1.13	-0.029	600,600

### TOP 5 STOCKS NET SOLD BY FOREIGN INVESTORS

HOSE				
Ticker	Price	Buying value (VND)	Selling value (VND)	Net value (VND)
VNM	117,700	38,389,362,000	76,189,880,000	37,800,518,000
VIC	95,800	12,771,700,000	36,007,153,000	23,235,453,000
HBC	20,600	429,067,000	12,921,855,000	12,492,788,000
DHG	85,000	850,000	11,982,461,000	11,981,611,000
BCG	6,120	92,800,000	10,745,813,000	10,653,013,000
HNX				
Ticker	Price	Buying value (VND)	Selling value (VND)	Net value (VND)
PVB	19,100	-	1,982,540,000	1,982,540,000
BVS	12,600	470,840,000	1,410,770,000	939,930,000
VGC	16,000	1,610,000	805,800,000	804,190,000
CMS	5,900	-	552,900,000	552,900,000
PVC	6,400	114,220,000	311,390,000	197,170,000

### UPCOM

Ticker	Price	Buying value (VND)	Selling value (VND)	Net value (VND)
BSR	16,200	248,500,000	15,399,010,000	15,150,510,000
POW	14,000	1,624,209,000	4,191,820,000	2,567,611,000
CTR	22,900	-	674,110,000	674,110,000
LTG	37,000	-	606,360,000	606,360,000
MSR	22,000	0	232,680,000	232,680,000

## DISCLAIMER

This report is designed to provide updated information on the fixed-income, including bonds, interest rates, some other related. The VCBS analysts exert their best efforts to obtain the most accurate and timely information available from various sources, including information pertaining to market prices, yields and rates. All information stated in the report has been collected and assessed as carefully as possible.

It must be stressed that all opinions, judgments, estimations and projections in this report represent independent views of the analyst at the date of publication. Therefore, this report should be best considered a reference and indicative only. It is not an offer or advice to buy or sell or any actions related to any assets. VCBS and/or Departments of VCBS as well as any affiliate of VCBS or affiliate that VCBS belongs to or is related to (thereafter, VCBS), provide no warranty or undertaking of any kind in respect to the information and materials found on, or linked to the report and no obligation to update the information after the report was released. VCBS does not bear any responsibility for the accuracy of the material posted or the information contained therein, or for any consequences arising from its use, and does not invite or accept reliance being placed on any materials or information so provided.

This report may not be copied, reproduced, published or redistributed for any purpose without the written permission of an authorized representative of VCBS. Please cite sources when quoting. Copyright 2012 Vietcombank Securities Company. All rights reserved.

## CONTACT INFORMATION

**Tran Minh Hoang**

Head of Research &amp; Analysis Department

tmhoang@vcbs.com.vn

**Le Thu Ha**

Senior Analyst

ltha\_ho@vcbs.com.vn

**Nguyen Hoang Minh**

Analyst

nhminh@vcbs.com.vn

### VIETCOMBANK SECURITIES COMPANY

<http://www.vcbs.com.vn>

<b>Ha Noi Headquarter</b>	Floor 12 <sup>th</sup> & 17 <sup>th</sup> , Vietcombank Tower, 198 Tran Quang Khai Street, Hoan Kiem District, Hanoi Tel: (84-4)-39366990 ext: 140/143/144/149/150/151
<b>Ho Chi Minh Branch</b>	Floor 1 <sup>st</sup> and 7 <sup>th</sup> , Green Star Building, 70 Pham Ngoc Thach Street, Ward 6, District No. 3, Ho Chi Minh City Tel: (84-28)-3820 8116 Ext:104/106
<b>Da Nang Branch</b>	Floor 12 <sup>th</sup> , 135 Nguyen Van Linh Street, Thanh Khe District, Da Nang City Tel: (+84-236) 3888 991 ext: 801/802
<b>Nam Sai Gon Transaction Unit</b>	Floor 3 <sup>rd</sup> , V6 Tower, Plot V, Him Lam Urban Zone, 23 Nguyen Huu Tho Street, Tan Hung Ward, District No. 7, Ho Chi Minh City Tel: (84-28)-54136573
<b>Giang Vo Transaction Unit</b>	Floor 1 <sup>st</sup> , Building C4 Giang Vo, Giang Vo Ward, Ba Dinh District, Hanoi Tel: (+84-24) 3726 5551
<b>Tay Ho Transaction Unit</b>	1st & 3rd Floor, 565 Lac Long Quan Street, Tay Ho District, Hanoi. Tel: (+84-24) 2191048 (ext: 100)
<b>Can Tho Representative Office</b>	Floor 1 <sup>st</sup> , Vietcombank Can Tho Building, 7 Hoa Binh Avenue, Ninh Kieu District, Can Tho City Tel: (+84-292) 3750 888
<b>Vung Tau Representative Office</b>	Floor 1 <sup>st</sup> , 27 Le Loi Street, Vung Tau City, Ba Ria - Vung Tau Province Tel: (+84-254) 351 3974/75/76/77/78
<b>An Giang Representative Office</b>	Floor 7 <sup>th</sup> , Vietcombank An Giang Tower, 30-32 Hai Ba Trung, My Long Ward, Long Xuyen City, An Giang Province Tel: (84-76)-3949843
<b>Dong Nai Representative Office</b>	Floor 1 <sup>st</sup> & 2 <sup>nd</sup> , 79 Hung Dao Vuong, Trung Dung Ward, Bien Hoa City, Dong Nai Province Tel: (84-61)-3918815
<b>Hai Phong Representative Office</b>	Floor 2 <sup>nd</sup> , 11 Hoang Dieu Street, Minh Khai Ward, Hong Bang District, Hai Phong City Tel: (+84-225) 382 1630
<b>Binh Duong Representative Office</b>	Floor 3 <sup>th</sup> , 516 Cach Mang Thang Tam Street, Phu Cuong Ward, Thu Dau Mot City, Binh Duong Province. Tel: (+84-274) 3855 771

<http://www.vcbs.com.vn>