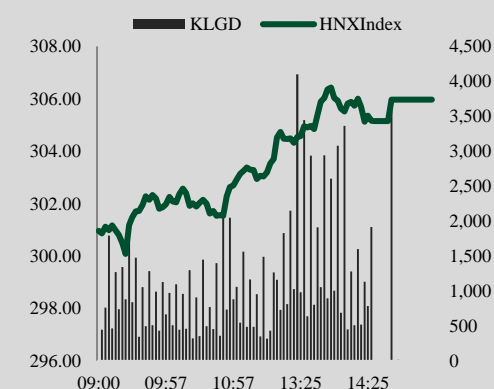
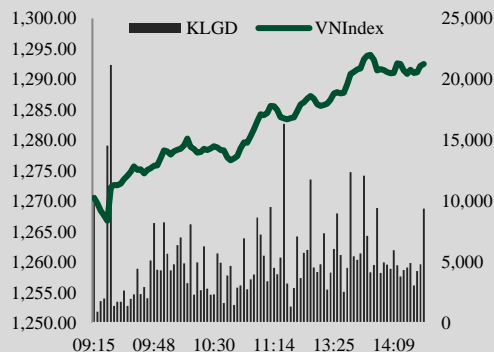


### MARKET SNAPSHOT

VN Index opened today with positive signals as the gaining momentum continued with abundant liquidity.

Market Stat	HSX	HNX
Index	1,276.93	306.00
+/- (%)	0.33%	1.03%
Volume (share)	566,746,020	94,460,173
Value (VNDmln)	18,550.75	2,217.28
Advancers	206	105
Unchanged	50	72
Decliners	166	76

Derivatives	Index	Change
VN30F1M	1,405.30	-2.80
VN30F2M	1,405.00	-2.00
VN30F1Q	1,404.10	-2.20
VN30F2Q	1,402.80	-16.00



### VN INDEX ROSE MINORLY AS STOCKS POLARIZED

- VN Index opened today with positive signals as the gaining momentum continued with abundant liquidity. Along with that, the index stayed above 1,270 points also helped strengthen investors' sentiment about a new short-term upward trend that is gradually forming.
- VN-Index opened bullish and quickly extended its gain after that and even accelerated until the end of the morning session. The stocks that played the main role in leading the index up were still the leaders like VIC, VCB, HPG and BID, thereby helping the index to close the morning session with a gain of nearly 14 points. Although profit-taking pressure appeared in the afternoon session, causing VN-Index's gain to be narrowed, but it still ended the session with an increase of 4.22 points (+0.33%) and reached 1,276.93, with the number of gainers (206) outweighed that of losers (166), while HNX stopped at 306.00 (+1.03%). Liquidity increased slightly compared to the previous session with the total trading value on all three exchanges reaching about VND 21 trillion.
- In general, VN-Index is still moving in a cumulative manner and stabilizing the medium-term price level after many times of testing the 1,250 - point threshold. Accordingly, we expect the cash flow to remain stable and the market will continue to gradually approach the resistance level of 1,300 in the coming sessions.

#### Recommendation

- Investors can continue to accumulate more stocks with good growth potential with a healthy financial foundation. However, investors also need to pay attention to the movement of short-term cash flow and manage the use of leverage, and at the same time avoid allocating too much weight in the portfolio to high-risk speculative stocks when prices do not move with the fundamentals.
- *Top 10 companies with net profit growth in Q2.2021 compared to the same period last year can be found in the Market statistics section of this report.*

#### Market outlook

Short term	Medium term	Long term
POSITIVE	POSITIVE	POSITIVE

### Market highlights

- **Petrol and oil prices fell simultaneously.** From 3pm today, each liter of E5 RON 92 gasoline decreased by VND 120, RON 95 decreased by VND 100, and oil products simultaneously decreased by VND 110-160.
- **'Afraid' because of Covid-19, registered FDI capital in 7 months dropped sharply.** According to a report of the Ministry of Planning and Investment, in terms of implemented capital, foreign direct investment (FDI) projects as of July 20<sup>th</sup>, 2021 are estimated to have disbursed 10.5 billion USD. The epidemic situation is becoming more and more complicated in the country, causing the realized capital in July to decrease by 14.3% over the same period last year and down by 39.7% compared to the previous month.

### List of stocks

- [Short term portfolio](#)
- [Long term growth stocks](#)
- [Dividend based portfolio](#)

## SHORT TERM PORTFOLIO

RECOMMENDATION STARTING DATE	STATUS	ENTRY DATE	ENTRY PRICE	CURRENT PRICE	STOPLOSS	TAKE PROFIT	%GAIN	NOTES	
NLG	09/07/2021	<b>Holding</b>	12/07/2021	36.00 – 37.00	<b>41.50</b>	34.30	43.10	13.70%	Stock has adjusted down according to the market to the nearest support price area, and still has a positive business outlook in 2H. 2021.

## LONG TERM GROWTH STOCKS

	PRICE AT RECOMMENDATION DAY	TARGET PRICE	CURRENT PRICE	% GAIN	ROA %	ROE %	EPS 2020 (x1.000 VND)	P/E	P/B
<b>TPB</b>	33.85	46.70	34.10	0.74%	2.03	24.69	3.40	8.12	1.80
<b>TCB</b>	49.50	67.50	49.75	0.51%	3.59	21.50	3.52	10.78	2.09
<b>DGC</b>	83.00	105.00	93.00	12.05%	17.97	24.68	4.99	15.85	3.56
<b>GMD</b>	43.60	50.06	44.80	2.75%	3.98	6.18	1.15	35.96	2.23
<b>DDV</b>	15.00	20.30	14.40	-4.00%	1.66	2.28	0.20	73.85	1.67
<b>NKG</b>	32.00	44.00	31.70	-0.94%	12.83	37.07	1.67	3.89	1.24
<b>PET</b>	20.80	29.30	21.15	1.68%	2.56	9.65	1.53	10.98	1.11
<b>LHG</b>	48.40	24.70	49.85	3.00%	12.38	25.87	3.66	7.38	1.76
<b>SZC</b>	38.60	33.10	39.40	2.07%	5.86	19.72	1.68	15.78	2.96
<b>PC1</b>	25.10	33.70	26.25	4.58%	4.70	13.18	2.68	11.07	1.24
<b>TV2</b>	44.30	61.10	43.60	-1.58%	8.70	21.64	5.82	8.32	1.64

## DIVIDEND BASED PORTFOLIO

	CURRENT PRICE	DIVIDEND PAYOUT PER SHARE 2020 (x10.000 VND)	DIVIDEND 2020 / SHARE PRICE	ROA %	ROE %	EPS	P/E	P/B	NOTES
<b>DVP</b>	52.00	25.00%	4.81%	16.33	19.16	5.94	9.00	1.69	
<b>FOC</b>	112.70	200.00%	17.75%	18.98	24.16	9.99	11.28	2.55	
<b>GHC</b>	29.00	27.00%	9.31%	7.85	18.68	4.14	7.00	1.45	
<b>HLD</b>	32.50	10.00%	3.08%	10.84	15.93	3.71	9.35	1.46	
<b>LHG</b>	49.85	15.00%	3.01%	12.38	25.87	3.66	7.38	1.76	*:2020 estimated
<b>NCT</b>	70.50	75.00%	10.64%	39.77	45.99	7.49	8.63	4.27	
<b>NT2</b>	18.40	25.00%	13.59%	4.66	7.27	2.10	16.83	1.28	
<b>RAL</b>	171.30	50.00%	2.92%	9.80	37.48	29.23	5.20	1.78	
<b>PPC</b>	22.65	20.00%	8.83%	13.08	14.57	3.15	8.50	1.27	
<b>VEA</b>	41.80	35.00%	8.37%	18.35	21.41	4.17	10.03	2.22	*:2020 estimated

**TECHNICAL VIEW**

**VN Index**



VN – Index fluctuates below MA10 and 20, showing that the downtrend is still going on, but it might slow down because the price line is approaching the lower area of Bollinger Bands. Resistance is at 1,420 – 1,425, support is at 1,230 – 1,240.

**Daily stock highlight**

No.	TICKER	PRICE	IDENTIFICATION
1	FLC	11.00	Break out of the accumulation zone with large volume Stop loss: 10.50 Profit taking: 12.50

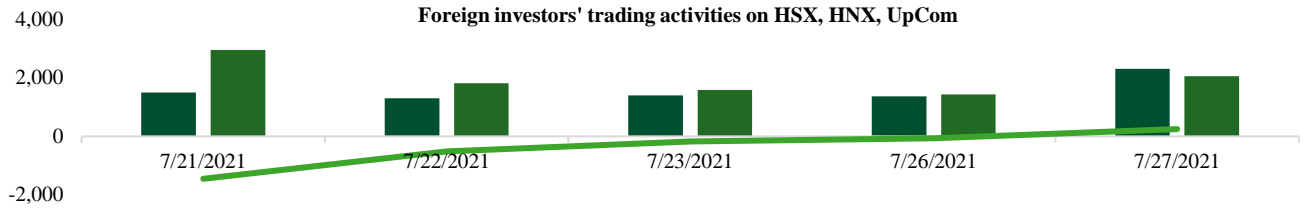
CTCP Tập đoàn FLC - D - HSX O10,70 H11,30 L10,70 C10,85 +0,25 (+2,36%)  
BB 20 2 11,4925 13,3086 9,6764

Volume 20 34,641M 24,442M

## MARKET STATISTICS

### TOP 10 COMPANIES WITH HIGH PROFIT AFTER TAX GROWTH (YOY)

	Ticker	Price (x1000 VND)	Volume (Shares)	NPAT Q2.2020 (VND bn)	NPAT Q2.2021 (VND bn)	% change NPAT (yoy)
1	NKG	31.70	5,101,500	17.30	847.51	4798.90%
2	SMC	43.50	1,143,200	41.83	532.29	1172.51%
3	HSG	35.70	13,959,400	318.11	1,701.82	434.98%
4	LPB	23.45	4,485,600	320.63	740.49	130.95%
5	OCB	28.60	2,409,400	605.70	1,107.92	82.92%
6	TCB	49.75	13,266,100	2,889.00	4,806.66	66.38%
7	TPB	34.10	9,483,900	817.85	1,268.92	55.15%
8	VPB	57.00	12,908,100	2,951.02	4,016.36	36.10%
9	GAS	89.00	877,900	1,828.02	2,301.38	25.89%
10	MBB	27.40	11,596,100	2,389.66	2,730.50	14.26%



## TOP 5 STOCKS NET BOUGHT BY FOREIGN INVESTORS

## TOP 5 STOCKS NET SOLD BY FOREIGN INVESTORS

### HOSE

Ticker	Price	Buying value (VND)	Selling value (VND)	Net value (VND)
AGG	54,100	371,732.60	-	371,732.60
NVL	106,500	309,663.36	203,618.64	106,044.72
MSB	28,400	91,282.82	-	91,282.82
VRE	27,650	86,384.51	37,211.14	49,173.38
MSN	125,500	102,954.15	70,167.24	32,786.91

### HOSE

Ticker	Price	Buying value (VND)	Selling value (VND)	Net value (VND)
VHM	107,800	240,550.42	326,363.38	85,812.96
PDR	89,800	3,494.49	45,568.12	42,073.63
SSI	52,000	15,741.02	52,754.73	37,013.71
VNM	87,500	25,578.14	61,764.33	36,186.19
VCB	95,000	43,174.87	72,856.24	29,681.37

### HNX

Ticker	Price	Buying value (VND)	Selling value (VND)	Net value (VND)
BVS	27,500	4,442.13	745.58	3,696.55
KHG	16,300	926.77	7.75	919.02
CDN	27,500	508.88	-	508.88
SHS	40,200	540.60	144.75	395.85
LAS	14,500	389.87	-	389.87

### HNX

Ticker	Price	Buying value (VND)	Selling value (VND)	Net value (VND)
VND	43,500	3,666.03	12,957.55	9,291.52
VCS	118,900	1,419.01	5,084.53	3,665.52
PVS	24,300	675.77	2,672.69	1,996.92
NTP	50,300	20.12	817.22	797.10
SHB	26,800	2.68	509.60	506.92

### UPCOM

Ticker	Price	Buying value (VND)	Selling value (VND)	Net value (VND)
MCH	118,300	3,644.97	139.44	3,505.53
DDV	14,400	110.20	-	110.20
MLS	38,000	160.71	76.70	84.01
FOC	112,700	74.78	11.33	63.45
MCM	47,500	47.20	-	47.20

### UPCOM

Ticker	Price	Buying value (VND)	Selling value (VND)	Net value (VND)
ABI	55,300	4,398.96	13,903.73	9,504.77
QNS	43,100	19,983.32	28,044.49	8,061.17
VTP	89,000	2,777.22	8,691.71	5,914.49
CTR	81,600	5,612.34	8,139.39	2,527.05
VEA	41,800	20.62	1,379.04	1,358.42

## DISCLAIMER

This report is designed to provide updated information on the fixed-income, including bonds, interest rates, some other related. The VCBS analysts exert their best efforts to obtain the most accurate and timely information available from various sources, including information pertaining to market prices, yields and rates. All information stated in the report has been collected and assessed as carefully as possible.

It must be stressed that all opinions, judgments, estimations and projections in this report represent independent views of the analyst at the date of publication. Therefore, this report should be best considered a reference and indicative only. It is not an offer or advice to buy or sell or any actions related to any assets. VCBS and/or Departments of VCBS as well as any affiliate of VCBS or affiliate that VCBS belongs to or is related to (hereafter, VCBS), provide no warranty or undertaking of any kind in respect to the information and materials found on, or linked to the report and no obligation to update the information after the report was released. VCBS does not bear any responsibility for the accuracy of the material posted or the information contained therein, or for any consequences arising from its use, and does not invite or accept reliance being placed on any materials or information so provided.

This report may not be copied, reproduced, published or redistributed for any purpose without the written permission of an authorized representative of VCBS. Please cite sources when quoting. Copyright 2012 Vietcombank Securities Company. All rights reserved.

## CONTACT INFORMATION

**Tran Minh Hoang**

Head of Research

[tmhoang@vcbs.com.vn](mailto:tmhoang@vcbs.com.vn)

**Nguyen Hoang Minh**

Market strategist

[nhminh@vcbs.com.vn](mailto:nhminh@vcbs.com.vn)

**Mai Ngoc Kha**

Head of Customer Development Department

[mnkha@vcbs.com.vn](mailto:mnkha@vcbs.com.vn)

**Hoang Tung Vu**

Market analyst

[htvu@vcbs.com.vn](mailto:htvu@vcbs.com.vn)